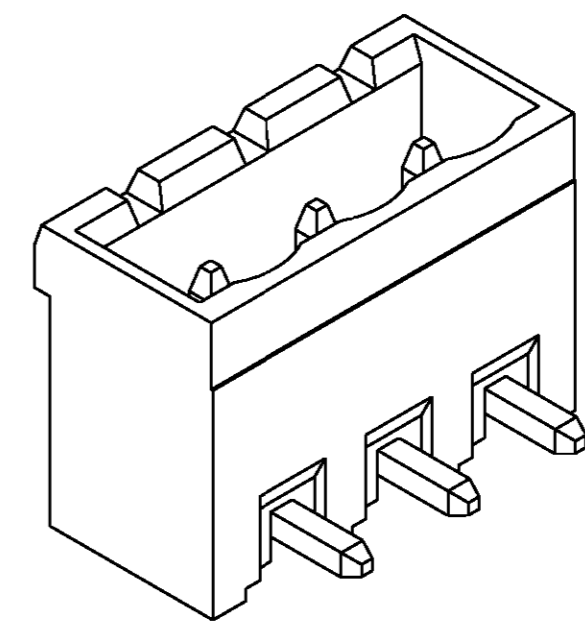
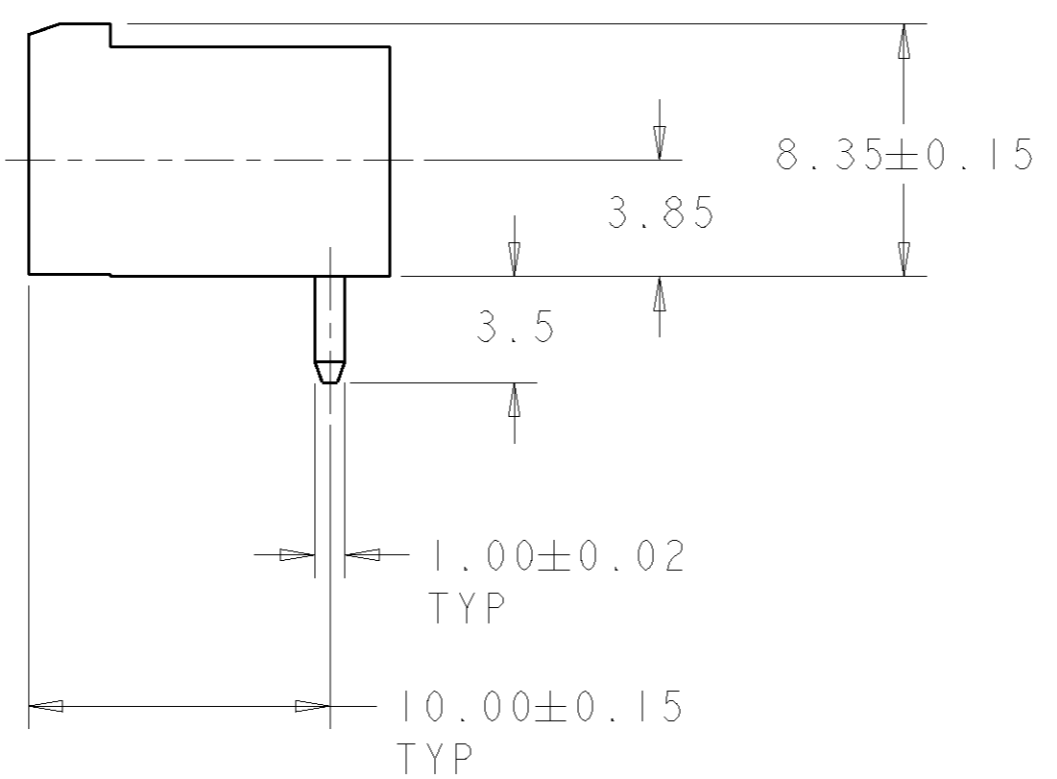
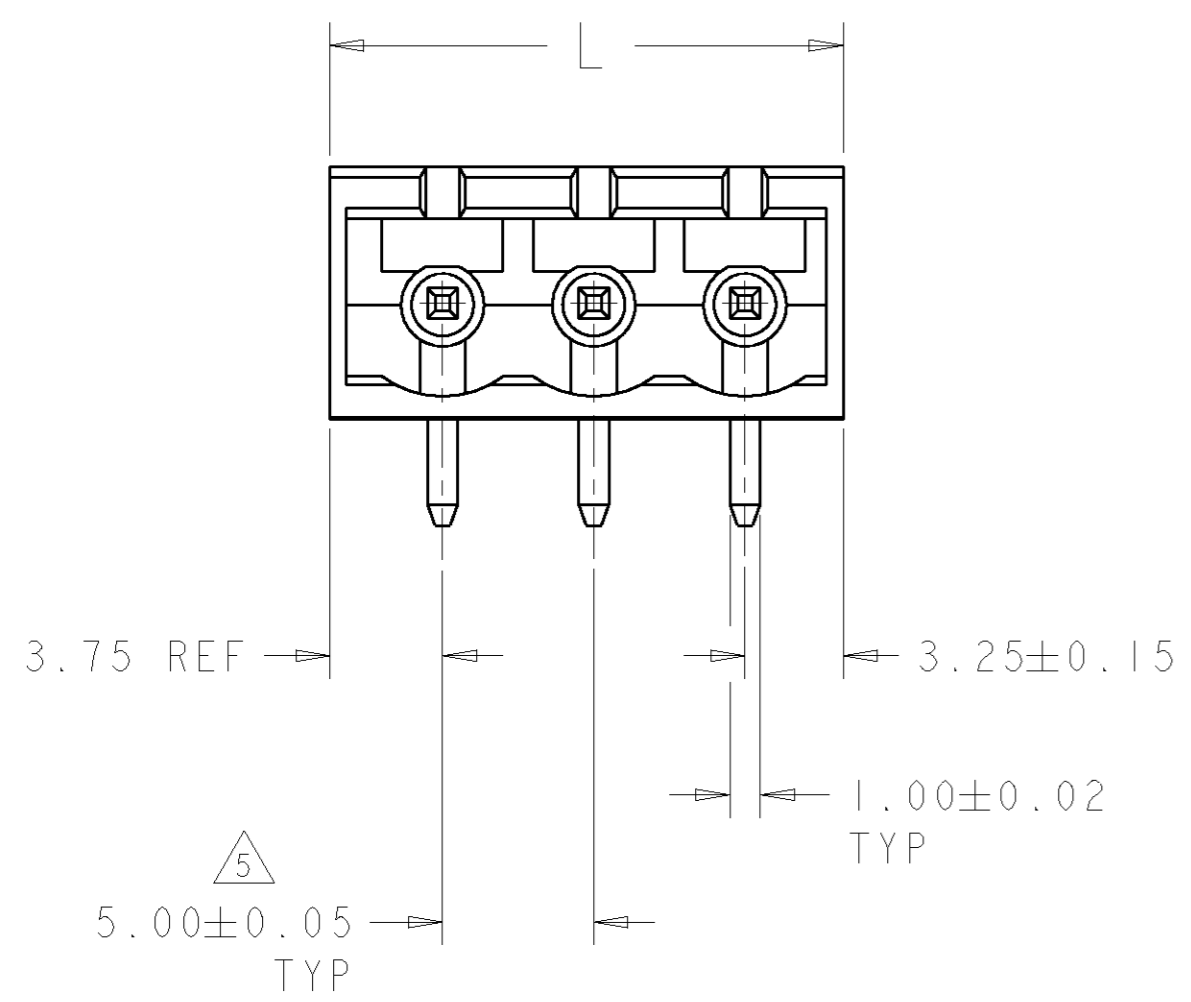
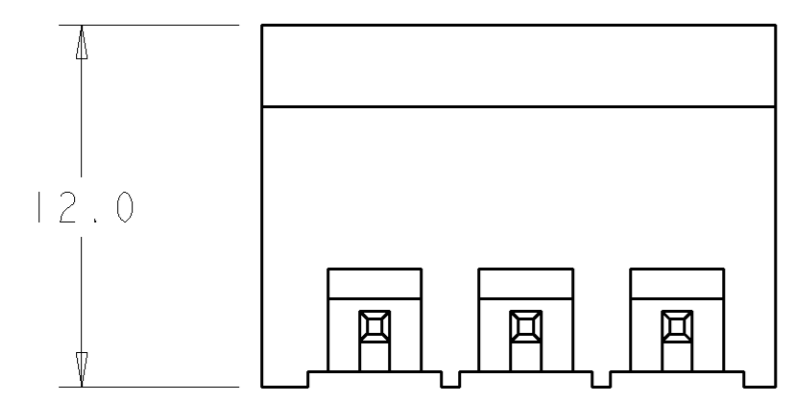


THIS DRAWING IS UNPUBLISHED. RELEASED FOR PUBLICATION 20
 © COPYRIGHT 20 BY TYCO ELECTRONICS CORPORATION. ALL RIGHTS RESERVED.

LOC	DIST	REVISIONS			
P	LTR	DESCRIPTION	DATE	DWN	APVD
FT	0	A	RELEASED	-	-

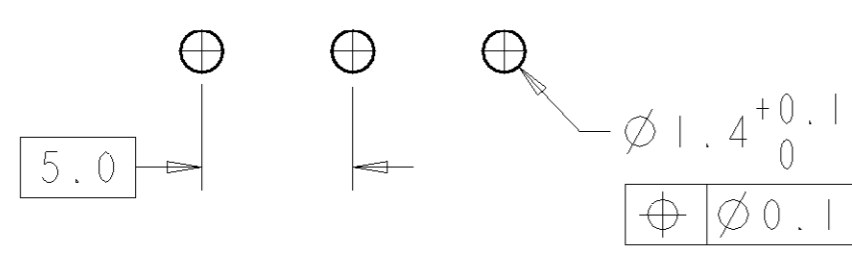


1546209-3 AS SHOWN



- 1. MATERIALS AND FINISH:
 HOUSING: PA 6-6, UL 94-V0, COLOR: GRAY.
 TERMINAL: PHOSPHOR BRONZE, TIN PLATED.
- 2. SUITABLE FOR 1,6-2, 4mm PC BOARD THICKNESS.
- 3. RECOGNIZED UNDER THE COMPONENT PROGRAM OF UNDERWRITERS LABORATORIES INC. FILE N° E60677.
- 4. IMQ CERTIFICATE WITH SURVEILLANCE IN CONFORMITY WITH IEC 998-1/998-2-1.
- 5. NOT CUMULATIVE TOLERANCE

127.0	25	2-1546209-5
122.0	24	2-1546209-4
117.0	23	2-1546209-3
112.0	22	2-1546209-2
107.0	21	2-1546209-1
102.0	20	2-1546209-0
97.5	19	1-1546209-9
92.0	18	1-1546209-8
87.0	17	1-1546209-7
82.0	16	1-1546209-6
77.0	15	1-1546209-5
72.0	14	1-1546209-4
67.0	13	1-1546209-3
62.0	12	1-1546209-2
57.0	11	1-1546209-1
52.0	10	1-1546209-0
47.0	9	1546209-9
42.0	8	1546209-8
37.0	7	1546209-7
32.0	6	1546209-6
27.0	5	1546209-5
22.0	4	1546209-4
17.0	3	1546209-3
12.0	2	1546209-2
DIM L	NO OF POSN	PART NUMBER



RECOMMENDED PC BOARD LAYOUT

THIS DRAWING IS A CONTROLLED DOCUMENT FOR TYCO ELECTRONICS CORPORATION. IT IS SUBJECT TO CHANGE AND THE CONTROLLING ENGINEERING ORGANIZATION SHOULD BE CONTACTED FOR THE LATEST REVISION.		DWN S. WELDON 27FEB2004	Tyco Electronics Harrisburg, PA 17105-3608	
DIMENSIONS: mm		CHK C. RICHARD 27FEB2004	NAME TERMINAL BLOCK HEADER ASSEMBLY, 90 DEGREE, CLOSED ENDS, 5.00mm PITCH	
TOLERANCES UNLESS OTHERWISE SPECIFIED: 0 PLC ± 1 PLC ±0.2 2 PLC ±0.25 3 PLC ± 4 PLC ±		APVD C. RICHARD 27FEB2004		
MATERIAL		PRODUCT SPEC -	SIZE A2	CAGE CODE 00779
ANGLES FINISH		APPLICATION SPEC -	DRAWING NO 1546209	RESTRICTED TO -
FINISH		WEIGHT -	SCALE 4:1 SHEET 1 OF 1 REV A	
CUSTOMER DRAWING				